


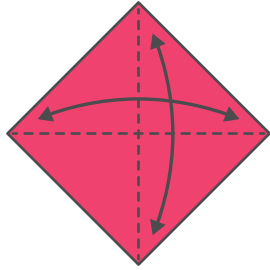


Origami Crane

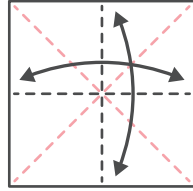


Folding Instructions

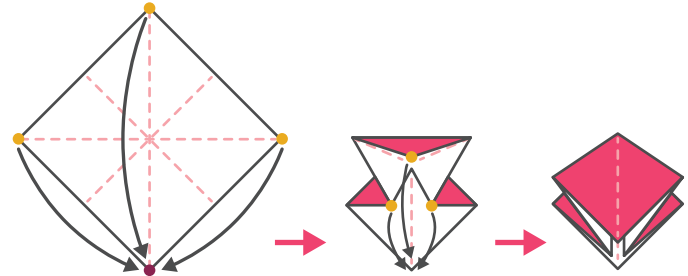
The origami crane is the newest addition to the Ford Warriors in Pink® Warrior Symbols. It represents hope for recovery, health and happiness.



1 Fold in half from point to point and unfold. Repeat fold in opposite direction.



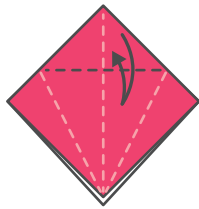
2 Turn paper over and fold in half from flat edge to flat edge. Repeat fold in opposite direction.



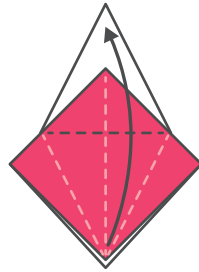
3 Using creases, bring top three corners down to bottom corner and flatten.



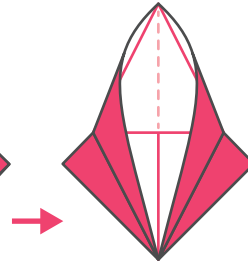
4 Fold top triangular flaps into center and unfold.



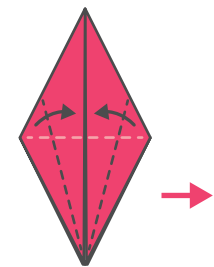

5 Fold top downward, crease well and unfold.



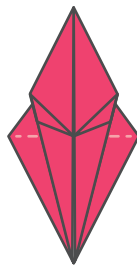
6 Open uppermost flap and bring upward, pressing sides inward at same time. Flatten and crease well.



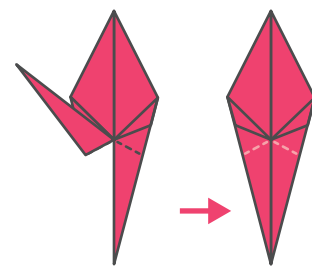
7 Turn over and repeat steps 4–6.



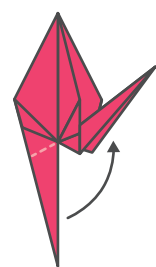
8 Fold top flaps into center.



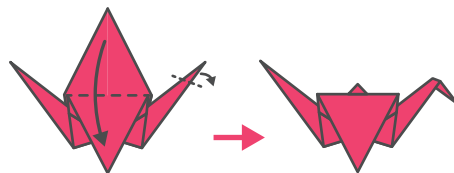
9 Repeat on other side.



10 Fold legs up, crease well and unfold.

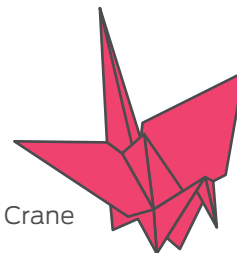


11 Inside reverse fold legs along creases.



12 Inside reverse fold side to make head and fold down wings.

Finished Crane



WARRIORS IN PINK®
POWERED BY FORD

fordcares.com